







Hanging Heaton C of E (VC) J & I School – Working at home work

Class/Year Group: Year 1

Week commencing: 6th July 2020

Dear Parents/Carers, Please find below activities to support your child's continued learning at home. It is important during this time that we try to build on the learning that has taken place in school although we do realise that it is impossible to replicate school whilst home learning. The more children can keep up with their learning, the easier the transition back into school will be. We appreciate your support in this. **** Don't forget the online phonics support available****

Area	Monday	Tuesday	Wednesday	Thursday	Friday
Reading	At least 15 minutes	At least 15 minutes	At least 15 minutes	At least 15 minutes	At least 15 minutes
English 	<p>If you could go anywhere in the world, where would you go and why?</p> <p>Draw a picture and write an explanation about where you would like to visit. Explain why you would like to visit this place and any interesting facts you already know about it.</p>	<p>If you could meet anyone in the world, who would you meet and why?</p> <p>Draw a picture and write about who you would like to meet. Remember it can be anyone in the world. Why would you like to meet that particular person? Include any facts that you already know about them.</p>	<p>How did the elephant get its trunk? How did the giraffe's neck grow so long? How did the leopard get its spots? Why is a zebra stripy?</p> <p>Choose one of these questions and write a short story to answer the question.</p>	<p>One of my favourite stories is The Gruffalo. Try and read the comprehension about The Gruffalo below and answer the questions in red.</p> <p>Can you think of any other questions that you can add to it?</p>	<p>https://spellingframe.co.uk/ Click on Year 1 and then on any 3 different rules. Click on play and look at the spelling tiles games and then play the free Spelling Game</p>
Maths 	<p>3D shape hunt How many 3D shapes can you find in your house? Look carefully for objects that are: cuboids, cubes, pyramids, spheres, cylinders and cones. Make a list of them all.</p> <p>Can you find any 2D shapes in your house? Draw a picture of them and label what shape they are.</p>	<p>Create a shape poster on either 2D or 3D shapes. Draw the shapes then write down their properties. e.g.</p>  <p>This is a rectangle. It has 4 sides and 4 corners. It is 2D. The opposite sides are the same length.</p>	<p>Can you draw a picture using only the following shapes?</p> <p>4 triangles, 2 squares, a rectangle and 5 circles. If you are struggling, start by drawing a rocket.</p> <p>Ask a grown up to give you a new set of shapes to use to create a picture. Colour your pictures in then label the different 2D shapes that you have used.</p>	<p>Recap number bonds to 10 and number bonds to 20. How quickly can you answer number bonds to 10 sums? e.g</p> <p>$7 + \underline{\quad} = 10$ $2 + \underline{\quad} = 10$</p> <p>Then progress on to number bonds to 20 e.g.</p> <p>$11 + 9$ $18 + 2$ $12 + 8$ $15 + 5$</p>	<p>Practise your mental maths challenge and ask your family to test you on it. Play;</p> <p>https://mathsframe.co.uk/en/resources/resource/117/telling_the_time_in_words#</p> <p>Keep chanting your 2x, 5x and 10x tables.</p>
Foundation subjects 	<p>Let's be scientists and do some investigations into Dinosaurs. Play on this game:</p> <p>https://www.bbc.co.uk/bitesize/topics/zdp4382/articles/znc3y9q List 5 facts you have learnt.</p>	<p>We are continuing our trip around the world this time with pirate bunnies.</p> <p>https://www.bbc.co.uk/bitesize/topics/zvysd8xs/articles/z6vyf4j How many challenges can you do?</p>	<p>This week's challenge is to create something that reminds you of our beautiful world but only from recyclable materials. It could be a rainbow, an animal, even a tree. Think about what you think is beautiful and try to recreate it only using recyclable or natural materials.</p>	<p>Create your own athletic challenge. We should have been watching the Olympics now (and Wimbledon too) so you need to set yourself an athletic challenge. Create a game and challenge someone in your family to compete with. Did you get Bronze, Silver or Gold?</p>	<p>Think about everything we should be grateful for and design your own prayer on a plate. Either use a paper plate or ask your grown up to cut you a circle shape out. Look at my examples below and make your own up.</p>

This week's spellings are: live, give, have, serve, leave, active, relative, believe, April, July

This week's mental maths challenge quick fire telling the time to the hour and half hour.



Hanging Heaton C of E (VC) J & I School – Working at home work

We are learning to answer comprehension questions on the Gruffalo by Julia Donaldson
A mouse took a stroll through the deep dark wood.
A fox saw the mouse and the mouse looked good.



1. Where did the mouse take a stroll?

2. What did the fox see?

"Where are you going to, little brown mouse? Come and have lunch in my underground house."

"It's terribly kind of you, Fox, but no - I'm going to have lunch with a gruffalo."

"A gruffalo? What's a gruffalo?"

"A gruffalo! Why didn't you know?"

3. Who is the mouse having lunch with?



4. Where does the fox live?

"He has terrible tusks, and terrible claws, And terrible teeth in his terrible jaws."

"Where are you meeting him?"

"Here, by these rocks, And his favourite food is roasted fox."



"Roasted fox! I'm off! Fox said. "Goodbye little mouse," and away he sped.

5. What is the fox like?

6. What is the Gruffalo's favourite food?

7. What did the fox say to the mouse?



"Silly old fox! Doesn't he know, There's no such thing as a Gruffalo?"

On went the mouse through the deep dark wood. An owl saw the mouse and the mouse looked good. "Where are you going to, little brown mouse? Come and have lunch in my treetop house."

8. Who did the mouse meet next?

9. Where does the owl live?

10. What colour is the mouse?



Hanging Heaton C of E (VC) J & I School - Working at home work

